



Police Liaison Team

LiShan HUANG/ WengMun SUM/ Ken RONG

South Brisbane District
Brisbane Region

How to Contact Police

EMERGENCY

- If the crime is happening now,
- is life threatening or
- there is a likelihood of the suspected offenders in the area,
- Call 000 immediately.



How to Contact Police

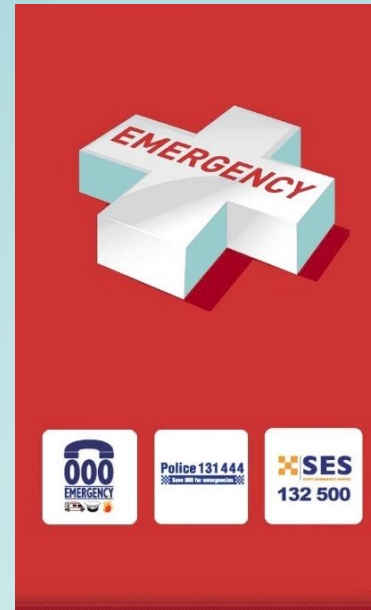
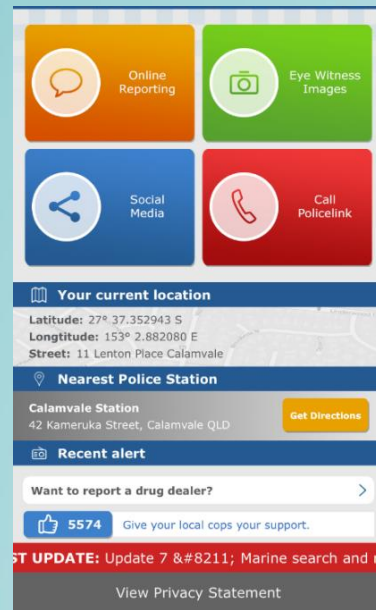
Policelink

Non-urgent incidents

- wilful property damage
- stealing offences
- break and enters
- stolen vehicles
- lost property



App on your Smartphone



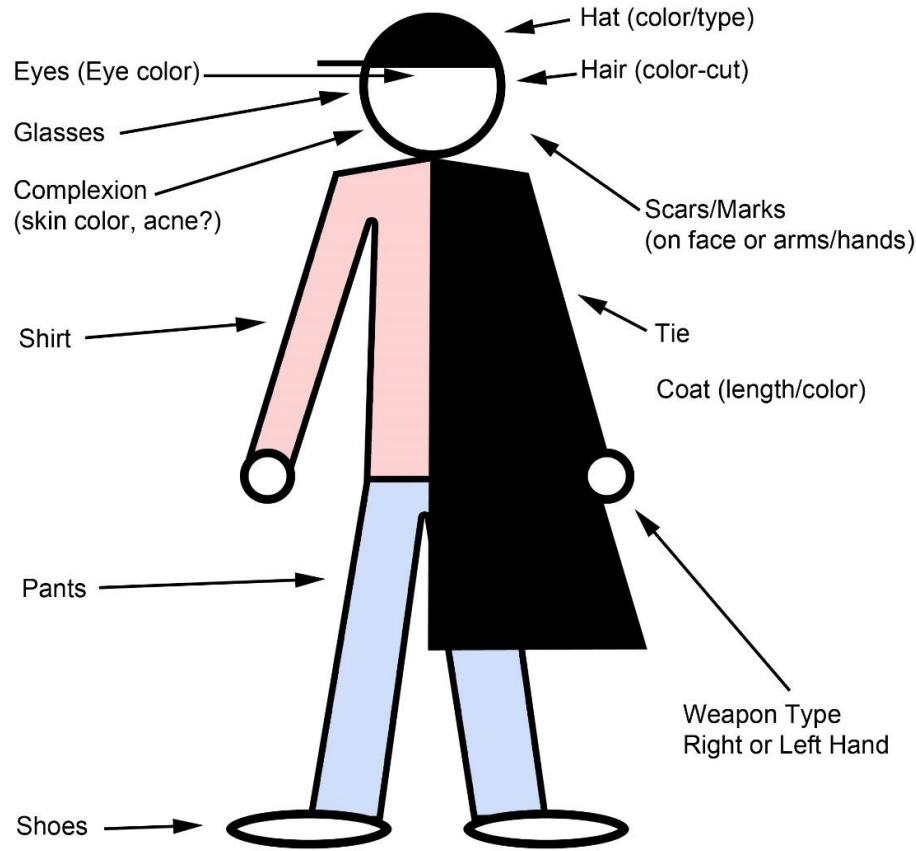
Police Blog, Facebook, Twitter, YouTube, WeChat (Queensland Safety Support)





SUSPECT DESCRIPTION

Use this sheet as a guide to Suspect Description.



Sex Race Age Height Weight

Auto (License - Make - Color) Direction of Escape

Comfit




Fatal Five in Qld

- Fatal 5
 - Speeding
 - Not wearing a seatbelt
 - Drink driving
 - Driving while fatigued
 - Inattention (mobile, conversation, loud music, eating)



Safety on the Road

- Road rules
 - Roundabout
 - Give Way
 - Stop
 - U Turn Permitted (B&W)
 - U Turn Prohibited (Yellow)
- Pedestrians [girl](#) [boy](#)



Reporting a TA

- **Traffic Accidents required police to attend :**
 - ✓ Death or injury;
 - ✓ Suspected involvement of drugs or alcohol;
 - ✓ Driver has failed or is refusing to provide required details;
 - ✓ A hazardous environment or threat to public safety exists, including congestion;
 - ✓ Impairment/disability;



WHAT TO DO IN A TRAFFIC CRASH

To help reduce danger to road users and minimise traffic congestion, from January 1, 2015 you may no longer have to wait for police at a crash site in Queensland.

Follow the chart below to find out what to do.

ENSURE YOU ARE IN A SAFE LOCATION AWAY FROM THE TRAFFIC

Is anyone trapped or injured?

Yes

Call **Triple Zero (000)**.

Stop and give assistance to anyone who is injured if it is safe to do so.

No

Are police needed to direct traffic or deal with hazards?

OR

Do any drivers appear affected by alcohol or drugs?

OR

Has anyone involved failed to exchange details?

Yes

Call **Policelink 131 444**.

No

Police do not need to attend the crash site

Yes

Does your vehicle require towing?

No

- Contact your insurer or a towing company of your choice to **arrange for your vehicle to be towed** (if required)
If you cannot arrange a tow and exhaust all other options call **Policelink 131 444**.
- Exchange details and **leave the crash site**.
- After leaving the crash site **report the crash within 24 hours**.
- Report your crash to **Policelink** either online, via the smart phone app, or calling 131 444. You will be provided with a report number to assist with any insurance claims.

- Exchange details and **leave the crash site**.
- You are not required to report the crash to police.**

If you still wish to report the crash, you can by following step 4.



Great state. Great opportunity.
And a plan for the future.



Be prepared and download the Policelink App using your Smartphone to scan these codes.

iPhone



Google



Windows



Record your insurance and preferred towing company details below. Keep this card in your glove box for future reference.

Registration No.: Insurer:

Policy No.: Phone:

Towing company: Phone:

CRASH DETAILS

Date: Time:

Street:

Suburb:

Cross St/Landmark/Nearest street No.:

.....

**Denotes minimum legal requirement for exchange of details.*

Registration No.*: State:

Make: Model:

Driver Name*:

Address*:

Licence No.: State:

Phone:

Owner Name*:

Owner Address*:

Insurer: Policy No:

VEHICLE 1

**Denotes minimum legal requirement for exchange of details.*

Registration No.*: State:

Make: Model:

Driver Name*:

Address*:

Licence No.: State:

Phone:

Owner Name*:

Owner Address*:

Insurer: Policy No:

VEHICLE 2

For more information or to download extra copies of this flyer, visit
www.policelink.qld.gov.au



Going Out - Meeting New People

- ❖ Don't go anywhere with someone you've just met and it's not impolite to say "NO".
- ❖ Be careful with who you chat and what you post on social media.
- ❖ Tell someone where you are going and who you are meeting with.
- ❖ Internet scam



Help make Australia a harder target

REPORT. PROTECT. PREVENT

 **ACORN**
Australian Cybercrime Online Reporting Network

acorn.gov.au

The complex block contains a banner for ACORN (Australian Cybercrime Online Reporting Network). It features a blue header with the text "Help make Australia a harder target". Below this is a photograph of a man and a young boy sitting on a couch, looking at a tablet together. To the right of the photo is the ACORN logo, which consists of a blue shield with a white padlock icon, followed by the text "ACORN" in large blue letters and "Australian Cybercrime Online Reporting Network" in smaller blue letters. Below the logo is the website address "acorn.gov.au". At the top right of the banner, the text "REPORT. PROTECT. PREVENT" is displayed in blue.



Other Merging Issues

- Legal Aid Qld
- Victim Assist Qld
- DV Connect
- RTA, Residential Tenancies Authority
- QCAT, Queensland Civil Administrative Tribunal
- FWO, Fair Work Ombudsmen
- RAQ, Relationship Australia Queensland



Questions??

